



Total Solution Provider in Saw Device

SD1880BK4

FBAR Duplexer For US-PCS
Revision 0: August , 2007



- Electrical Characteristics
 - Package Dimensions
 - Testing Environment
 - Frequency Characteristics
-

SAWNICS Inc.

460 Cheonheung-ri, Seonggeo-eup, Cheonan-si, Chungcheongnam-do, 330-836 / Korea.
Tel: +82 41 550 9372 / Fax: +82 41 550 9399 / www.sawnics.com

□ Electrical Characteristics

Maximum Ratings

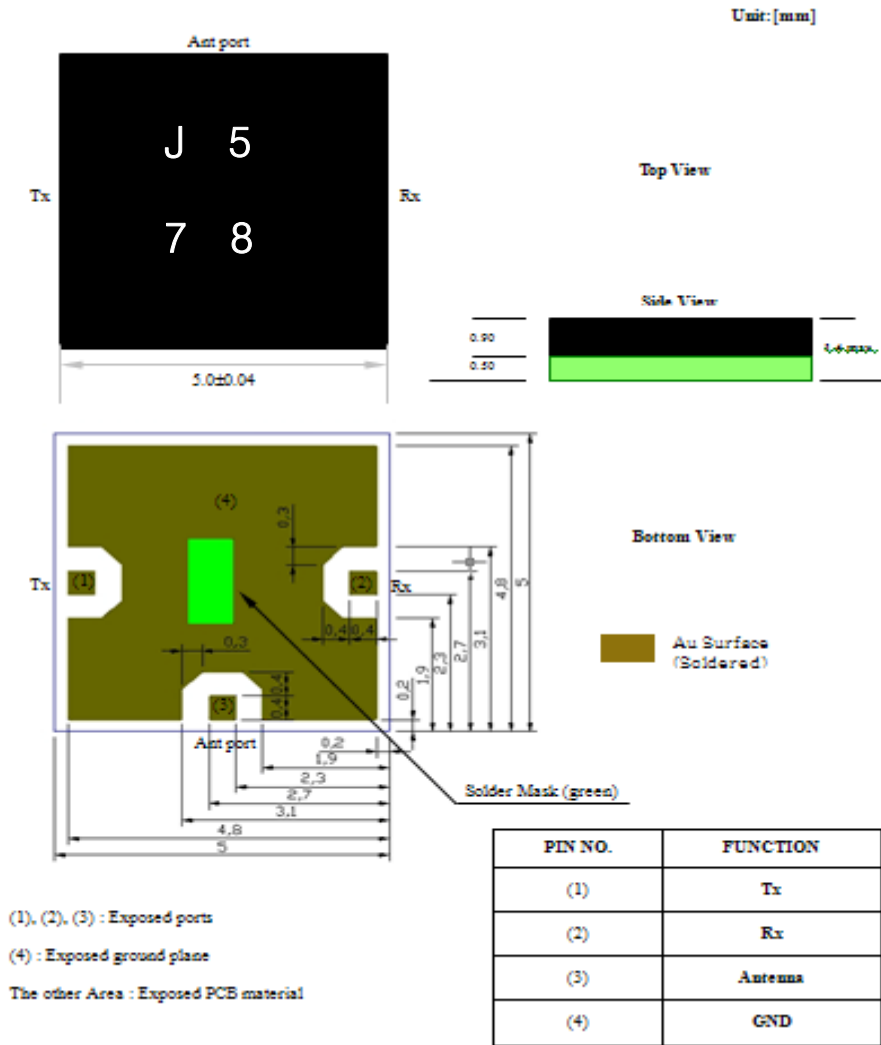
Parameters Description	Unit	Minimum	Typical	Maximum
Operation Temperature Range	°C	-30	-	+85
Storage Temperature Range	°C	-40	-	+85
Maximum DC Voltage	V	0		
Maximum Input Power	W	1.0		
Source Impedance (single ended) ⁽¹⁾	Ω	50		
Load Impedance (single ended) ⁽¹⁾	Ω	50		
Package type & size	K4			
Length x Width	mm ²	-	5.0 x 5.0	-
Height	mm	-	-	1.4

Electrical Specification

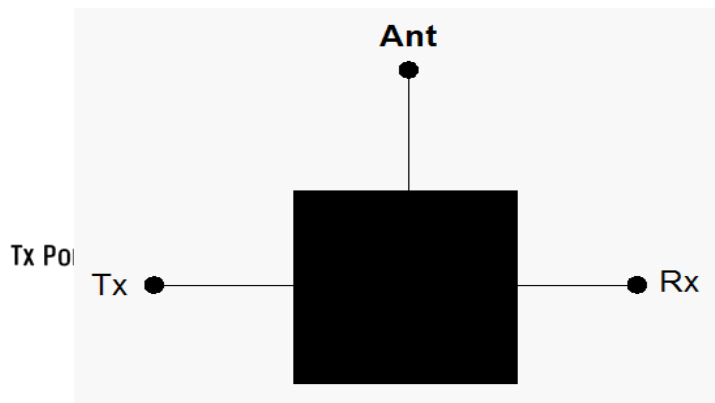
Tx → Ant		Specifications			
Parameters Description	Condition [MHz]	Unit	Minimum	Typical	Maximum
Insertion Loss	1850.6 ~ 1909.4	dB	-	2.2	3.0
Passband Ripple	1850.6 ~ 1909.4	dB	-	0.9	2.0
Return Loss	1850.6 ~ 1909.4	dB	10	12	-
Attenuation	1930.6 ~ 19789.4	dB	40	44	-
Ant → Rx		Specifications			
Parameters Description	Condition [MHz]	Unit	Minimum	Typical	Maximum
Insertion Loss	1930.6 ~ 1989.4	dB	-	3.0	3.5
Passband Ripple	1930.6 ~ 1989.4	dB	-	0.9	2.0
Return Loss	1930.6 ~ 1989.4	dB	8	10	-
Attenuation	1850.6 ~ 1909.4	dB	50	53	-

Tx → Rx		Specifications			
Parameters Description	Condition [MHz]	Unit	Minimum	Typical	Maximum
Isolation	1850.6 ~ 1909.4	dB	50	54	-
	1930.6 ~ 1989.4	dB	42	46	-

Package Dimensions

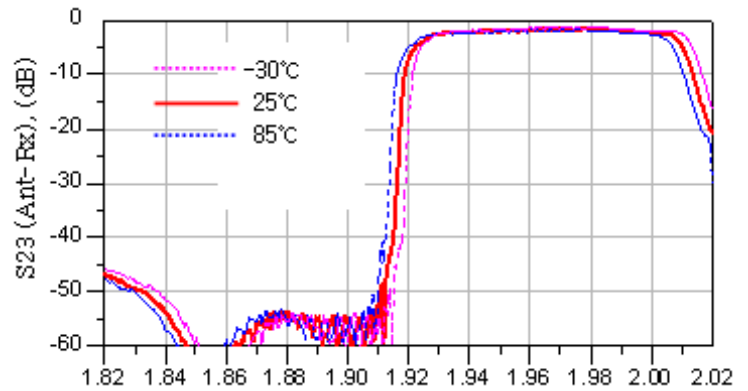
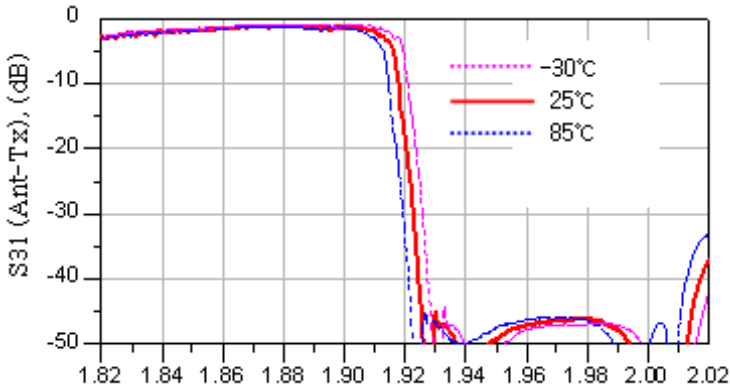


Testing Environment



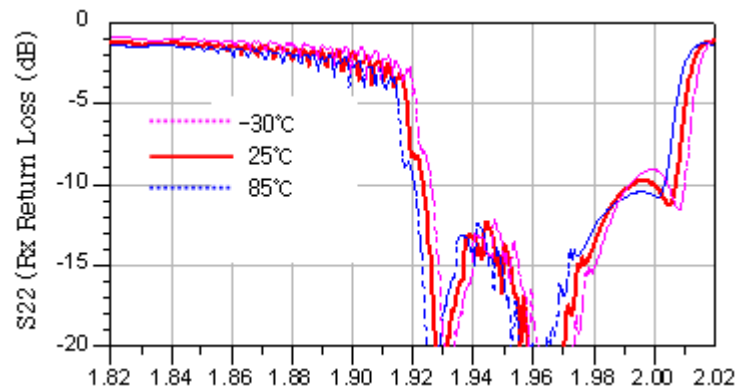
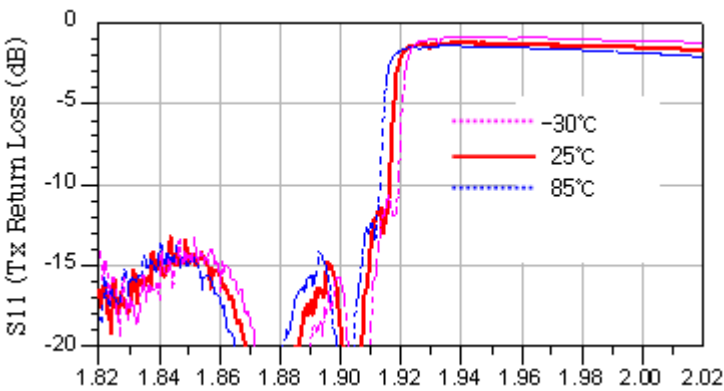
Frequency Characteristics

Tx to Ant, Ant to Rx



Return Loss TX

Return Loss RX



Return Loss Ant

Tx to Rx Isolation

